


Saltex Group Partner Portal


This is the new Partner Portal's version that is a PWA (Progressive Web Application). This app is installable in Windows version which have Chrome installed as browser. Also, the Partner portal App can be installed over Android and Apple OS.

There are the install instructions over Windows 10.

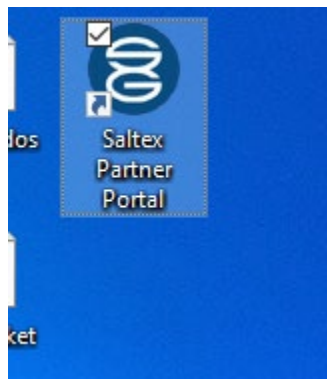
First, open Chrome and go to this link <https://www.saltexgroup.com/saltexDash>, please pay attention to write https and www. After that, the user has 2 install options. The first one is the + symbol or Install Saltex Partner Portal through the Chrome.




Second, the browser will send to the users a pop-up confirmation about if they want to install the app, see the image below.




An icon appears in the Desktop and the application is ready to run. Also, the partner portal run over Chrome with out installation.







Regarding to Mobile devices the app runs as native app. Like the Window version, the user who is using a smartphone, goes to the same address. <https://www.saltexgroup.com/saltexDash>. The user should wait some seconds and a installation pop up appears automatically.



After the user click the ADD TO HOME SCREEN button, a confirmation pop-up will appear.



Finally, a icon appear as application icon in the smartphone screen.



The user can use the Saltex partner portal as application.

